

DATA SHEET

HMF 2810K-RCS

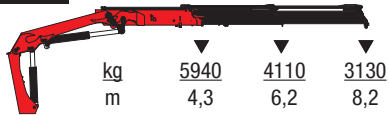
POWER TO LIFT

TECHNICAL DATA	2810K2-RCS	2810K3-RCS	2810K4-RCS	2810K5-RCS	2810K6-RCS	2810K7-RCS	2810K8-RCS
LOAD MOMENT (TM)	25.7	25.2	24.6	24.2	23.8	23.4	23.0
HYDRAULIC REACH (M)	8.3	10.3	12.5	14.8	17.1	19.3	21.6
SLEWING TORQUE (KGM)	2763	2763	2763	2763	2763	2763	2763
SLEWING ANGLE (°)	400	400	400	400	400	400	400
WORKING PRESSURE (BAR)	365	365	365	365	365	365	365
WEIGHT EXCL. STABILIZERS (KG)	1895	2065	2265	2415	2555	2660	2745
WEIGHT OF STABILIZERS, STANDARD (KG)	290-365	290-365	290-365	290-365	290-365	290-365	290-365
PUMP PERFORMANCE (L/MIN)	70-120	70-120	70-120	70-120	70-120	70-120	70-120
POWER CONSUMPTION (KW)	43-73	43-73	43-73	43-73	43-73	43-73	43-73
GEOMETRY							
HEIGHT ABOVE MOUNTING SURFACE (MM)	2295	2295	2295	2295	2295	2295	2335
WIDTH, FOLDED (MM)	2500	2500	2500	2500	2500	2500	2500
LENGTH OF CRANE, NO EXTRA VALVES (MM)	885	885	885	885	885	995	995
LENGTH WITH 2 EXTRA VALVES IN INTERNAL HOSE REEL (MM)	885	885	885	885	885	995	995
OVER-BENDING ON CRANE (°)	15	15	15	15	15	15	15

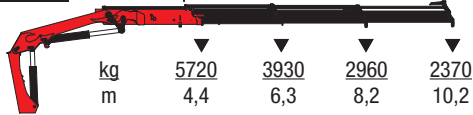
BASIC FEATURES		OPTIONS	
REMOTE CONTROL OF CRANE	✓	REMOTE CONTROL OF STABILIZER BEAMS	✓
MANUEL OPERATION OF STABILIZER FUNCTIONS	✓	STAND-UP CONTROLS WITH BRACKET FOR REMOTE CONTROL BOX	✓
REMOTE CONTROL BOX, LINEAR CONTROL LEVERS (L) OR JOYSTICK (J)	L/J	TOP SEAT ON COLUMN WITH BRACKET FOR REMOTE CONTROL BOX	✓
PROPORTIONAL CONTROL VALVE TYPE (-D) FOR REMOTE CONTROL	✓	EVS STABILITY SAFETY SYSTEM	✓
LEVERS ON CONTROL VALVE FOR EMERGENCY OPERATION	✓	CYL MONITORING OF STABILIZER LEG	✓
DUAL CONTROL OF STABILIZER FUNCTIONS (CRANE)	✓	STF WARNINGLIGHT ON STABILIZER LEG	✓
ELECTRONIC SPEED ADAPTATION SYSTEM, HDL-D/HDS	✓	OIL COOLER WITH TEMPERATURE MONITORING	✓
RCL - 5300 SAFETY SYSTEM	✓	HYDRAULIC HOIST 1500 KG OR 2500 KG	✓
SBC - SLEW BRAKING CONTROL	✓	REMOTE CONTROLLED STABILIZER FUNCTIONS	✓
PCC - PROGRESSIVE CRANE CONTROL	✓	EXTRA VALVES IN HOSE GUIDES	✓
PFC - PRIORITY FLOW CONTROL	✓	EXTRA VALVES IN HOSE REELS INTERNALLY IN THE JIB EXTENSIONS	✓
PVG 32 CONTROL VALVE	✓	EXTRA VALVE WITH ELECTRIC REVERSER	✓
ELECTRIC VOLTAGE	✓	90 L OIL TANK MOUTED ON THE CRANE	✓
HYDRAULIC SYSTEM - CIRCUIT	1	2 AVAILABLE FUNCTIONS (MANUAL STABILIZER BEAM)	✓
FIXED PUMP PERFORMANCE	✓	4 AVAILABLE FUNCTIONS (HYDRAULIC STABILIZER BEAM)	✓
POWER PLUS LINK ARM SYSTEM	✓	MULTI-COUPLING, 2 EXTRA VALVES, HOSE GUIDES	✓
HIGH-PRESSURE FILTER	✓	NUMBER OF MANUAL EXTENSIONS	1*
INTERNAL HOSE ROUTING	✓	OIL TANK 150 L	✓
		HYDRAULICK SWING-UP STABILIZER LEGS	✓
		PERSONNEL BASKET	✓

*K2-K6

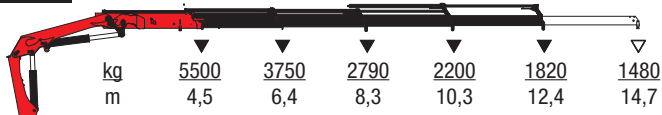
2810K2-RCS



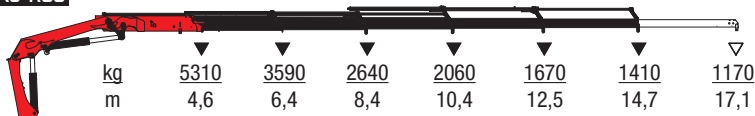
2810K3-RCS



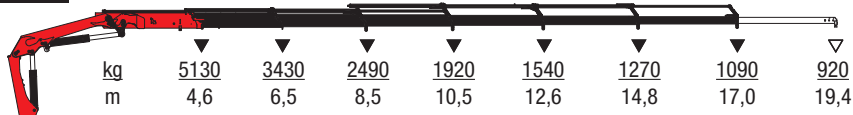
2810K4-RCS



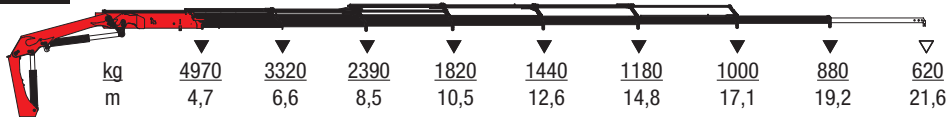
2810K5-RCS



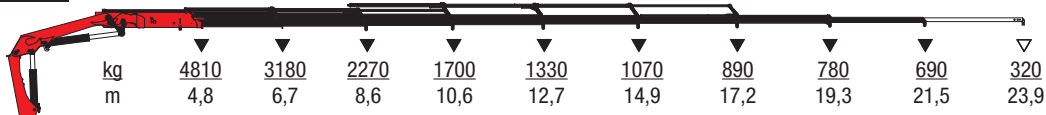
2810K6-RCS



2810K7-RCS



2810K8-RCS



▼ Lifting capacity, no manual extensions
 ▽ Lifting capacity with manual extensions

HMF assumes no responsibility for possible errors in catalogues, brochures or other printed material. HMF reserves the right to make changes to its products, including products which have already been ordered, without notice, provided that it can be done without changing specifications that have already been agreed upon.

