

DATA SHEET

HMF 1920K-RCS

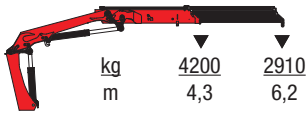
POWER TO LIFT

TECHNICAL DATA	1920K1-RCS	1920K2-RCS	1920K3-RCS	1920K4-RCS	1920K5-RCS	1920K6-RCS
LOAD MOMENT (TM)	18.1	17.6	17.2	16.8	16.4	16.1
HYDRAULIC REACH (M)	6.3	8.4	10.5	12.8	15.0	17.3
SLEWING TORQUE (KGM)	1795	1795	1795	1795	1795	1795
SLEWING ANGLE (°)	400	400	400	400	400	400
WORKING PRESSURE (BAR)	365	365	365	365	365	365
WEIGHT EXCL. STABILIZERS (KG)	1420	1560	1700	1835	1955	2050
WEIGHT OF STABILIZERS, STANDARD (KG)	200-315	200-315	200-315	200-315	200-315	200-315
PUMP PERFORMANCE (L/MIN)	70-100	70-100	70-100	70-100	70-100	70-100
POWER CONSUMPTION (KW)	43-61	43-61	43-61	43-61	43-61	43-61
GEOMETRY						
HEIGHT ABOVE MOUNTING SURFACE (MM)	2250	2250	2250	2250	2250	2250
WIDTH, FOLDED (MM)	2500	2500	2500	2500	2500	2500
LENGTH OF CRANE, NO EXTRA VALVES (MM)	830	830	830	830	830	830
LENGTH WITH 2 EXTRA VALVES IN INTERNAL HOSE REEL (MM)	830	830	830	830	830	830
OVER-BENDING ON CRANE (°)	15	15	15	15	15	15


BASIC FEATURES		OPTIONS	
REMOTE CONTROL OF CRANE	✓	REMOTE CONTROL OF STABILIZER BEAMS	✓
MANUEL OPERATION OF STABILIZER FUNCTIONS	✓	STAND-UP CONTROLS WITH BRACKET FOR REMOTE CONTROL BOX	✓
REMOTE CONTROL BOX, LINEAR CONTROL LEVERS (L) OR JOYSTICK (J)	L/J	TOP SEAT ON COLUMN WITH BRACKET FOR REMOTE CONTROL BOX	✓
PROPORTIONAL CONTROL VALVE TYPE (-D) FOR REMOTE CONTROL	✓	EVS STABILITY SAFETY SYSTEM	✓
LEVERS ON CONTROL VALVE FOR EMERGENCY OPERATION	✓	CYL MONITORING OF STABILIZER LEG	✓
DUAL CONTROL OF STABILIZER FUNCTIONS (CRANE)	✓	STF WARNINGLIGHT ON STABILIZER LEG	✓
ELECTRONIC SPEED ADAPTATION SYSTEM, HDL-D/HDS	✓	OIL COOLER WITH TEMPERATURE MONITORING	✓
RCL - 5300 SAFETY SYSTEM	✓	HYDRAULIC HOIST 1500 KG OR 2500 KG	✓
SBC - SLEW BRAKING CONTROL	✓	REMOTE CONTROLLED STABILIZER FUNCTIONS	✓
PCC - PROGRESSIVE CRANE CONTROL	✓	FLY-JIB 700	✓
PFC - PRIORITY FLOW CONTROL	✓	MANUAL EXTENSION, FLY-JIB	✓
PVG 32 CONTROL VALVE	✓	EXTRA VALVES IN HOSE GUIDES	✓
ELECTRIC VOLTAGE	✓	EXTRA VALVES IN HOSE REELS INTERNALLY IN THE JIB EXTENSIONS	✓
HYDRAULIC SYSTEM - CIRCUIT	1	EXTRA VALVE WITH ELECTRIC REVERSER	✓
FIXED PUMP PERFORMANCE	✓	90 L OIL TANK MOUTED ON THE CRANE	✓
POWER PLUS LINK ARM SYSTEM	✓	2 AVAILABLE FUNCTIONS (MANUAL STABILIZER BEAM)	✓
HIGH-PRESSURE FILTER	✓	4 AVAILABLE FUNCTIONS (HYDRAULIC STABILIZER BEAM)	✓
INTERNAL HOSE ROUTING	✓	MULTI-COUPLING, 2 EXTRA VALVES, HOSE GUIDES	✓
		NUMBER OF MANUAL EXTENSIONS	1*
		PERSONAL BASKET	✓
		HYDRAULICK SWING-UP STABILIZER LEGS	✓
		AVAILABLE REMOTE CONTROLLED VALVE ON SECTIONS FITTED ON THE BASE	✓

*K2-K6

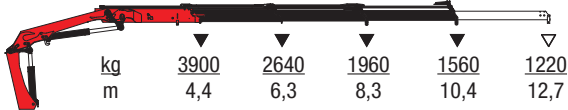
1920K1-RCS




1920K2-RCS




1920K3-RCS




FJ-700



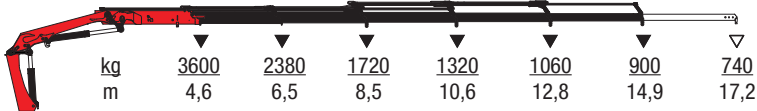
FJ-700



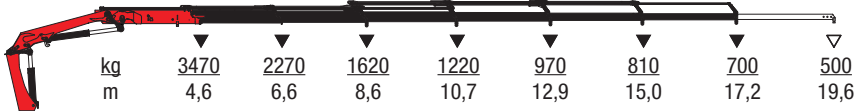
1920K4-RCS



1920K5-RCS



1920K6-RCS



▼ Lifting capacity, no manual extensions
 ▽ Lifting capacity with manual extensions

HMF assumes no responsibility for possible errors in catalogues, brochures or other printed material. HMF reserves the right to make changes to its products, including products which have already been ordered, without notice, provided that it can be done without changing specifications that have already been agreed upon.

